



Since 1982

Powered by **OKIN**



SEATING SYSTEMS

System Solutions for Seating Applications



Over 40 years of experience

DEWERTOKIN TECHNOLOGY GROUP

DewertOkin Technology Group Ltd. is a subsidiary of Phoenix Mecano Group in Switzerland. Its two brands, Dewert and OKIN, are originated in North Rhine-Westphalia, Germany, counting over 40 years of history. With 5 production bases in Asia-Pacific and Europe, and a total of nearly 3,000 employees, DewertOkin provides integrated hardware and software solutions for Smart Home, Smart Healthcare, Smart Office and other scenarios.

- Smart Manufacturing
- Production Real-time Traceability
- Global Supply Chain
- Fast Delivery Guarantee



ONE-STOP SOLUTION FOR SMART FURNITURE

Under the brand OKIN you can find a wide range of products for smart furniture (such as motion upholstery, massage chairs, theatre seating, recliners and adjustable beds) and adjustable office desk and chair systems. Whereas the brand Dewert offers high performance products for medical applications (such as medical and nursing beds).

The first in the industry to propose a One-stop Smart Solution concept, our company serves over 1/5 of the world's smart furniture manufacturers and is the preferred supplier of many world-class brands. With a presence in over 28 countries and regions around the world, DewertOkin is a true industry leader.

Over 40 years focusing on the development and innovation of One-stop Smart Solutions. 5 innovative R&D centers around the world with post-doctoral workstations as the core. Over 1,500 patents, including more than 900 patents for inventions.

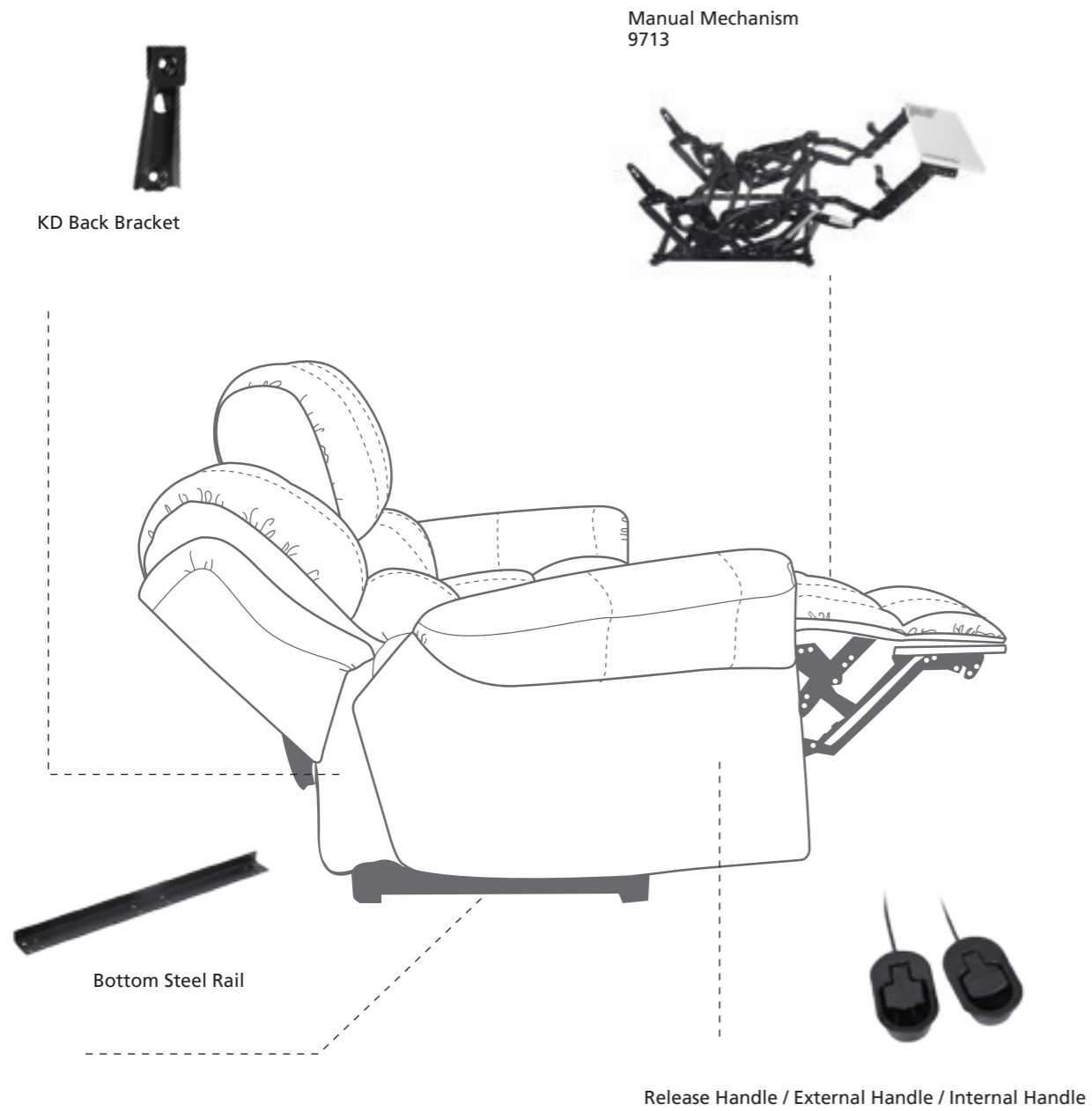


- In May 2021, set up the first high-level national laboratory in the industry accredited by China National Accreditation Service for Conformity Assessment (CNAS).
- Awarded the National High-tech Enterprise Certificate & National IP Advantage Enterprise, and is the main drafting unit of the national light industry and Zhejiang manufacturing group standards.
- Approved by authoritative certification institutions.

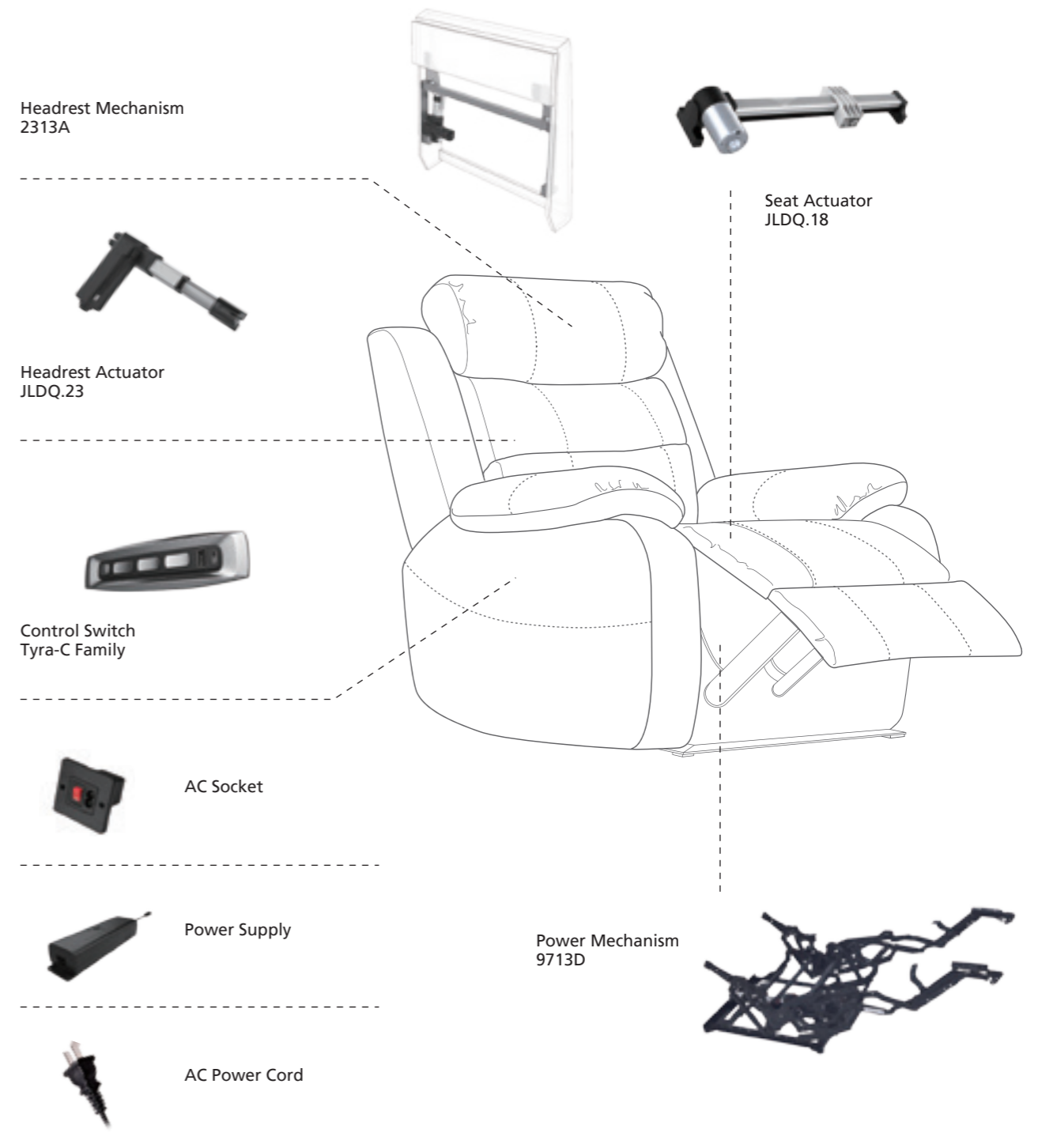


System Solutions for Smart Seating

System Solutions for Manual Recliner



System Solutions for Power Recliner



Our seat mechanisms have passed the test for

25000 Life Cycles

350 Lbs



9011DN Zero Gravity (Power)

Metal-to-Floor



1. Zero Gravity position simulates the absence of gravity in the space
2. The legs are slightly higher than the heart to reduce the pressure on the body and achieve extreme comfort
3. Large diameter crossbar and long-lasting rivet joints
4. KD back brackets allow easy back removal for handling and transportation
5. Available in standard and custom sizes

9001D (Power)

Metal-to-Floor



1. The backrest leans completely against the wall, with zero distance
2. Unique backrest design prevents clothes from pulling and provides better lumbar support
3. Ingenious patented design to prevent deformation
4. Large diameter crossbar and long-lasting rivet joints
5. KD back brackets allow easy back removal for handling and transportation
6. Available in standard and custom sizes

9031D Zero-Gravity & Zero-wall (Power)

NEW



1. An upgraded mechanism that combines Zero-Gravity and Zero-wall
2. Patented anti-tipping support leg and extended footrest design
3. Large diameter crossbar and long-lasting rivet joints
4. KD back brackets allow easy back removal for handling and transportation
5. Available in standard and custom sizes

9713 / 9713D (Manual / Power)

Metal-to-Floor



1. 9713 (Manual) and 9713D (Power) versions with standard installation processes
2. Ingenious patented design to prevent deformation
3. Wood frame interchangeable with Rocker / Glider / Lift Chair series
4. Large diameter crossbar and long-lasting rivet joints
5. KD back brackets allow easy back removal for handling and transportation
6. Available in standard and custom sizes


9713DX Quick-install (Power)



1. 9713DX Quick installation design, higher efficiency
3. Ingenious patented design to prevent deformation
4. Wood frame interchangeable with Rocker / Glider / Lift Chair series
5. Large diameter crossbar and long-lasting rivet joints
6. KD back brackets allow easy back removal for handling and transportation
7. Available in standard and custom sizes

905 / 906 Rocker (Manual)

Metal-to-Floor



905 Rocker (Manual)

906 Rocker (Manual)

1. Ingenious patented design to prevent deformation
2. Wood frame interchangeable with Zero-wall / Glider / Lift Chair series
3. Large diameter crossbar and long-lasting rivet joints
4. KD back brackets allow easy back removal for handling and transportation
5. Cable/Handle/Lever available as activating options
6. Available in 7 standard and custom sizes

907 / 907D Glider (Manual / Power) 908 / 908D Glider (Manual / Power)



907 / 907D Glider (Manual / Power)

908 / 908D Glider (Manual / Power)

1. Available in Power (907D / 908D) and Manual (907 / 908) versions
2. Ingenious patented design to prevent deformation
3. Wood frame interchangeable with Zero-wall / Rocker / Lift Chair series
4. Large diameter crossbar and long-lasting rivet joints
5. KD back brackets allow easy back removal for handling and transportation
6. Cable / Handle / Lever available as activating options for manual versions
7. Available in 7 standard and custom sizes


5216D / 5217D Zero Gravity (Power)

Wood-to-Floor



1. High-leg (5216D) and Low-leg (5217D) Zero Gravity recliners
2. Zero Gravity position simulates the absence of gravity in the space
3. The legs are slightly higher than the seat to reduce the pressure on the body and achieve extreme comfort
4. New linkage drive design provides a stable and smooth movement
5. KD back brackets allow easy back removal for handling and transportation
6. Available in standard and custom sizes

5198D True-Zero Wall (Power)



1. Suitable for high-leg armchairs and sofas
2. The backrest leans completely against the wall, with zero distance
3. Unique backrest design prevents clothes from pulling and provides better lumbar support
4. New linkage drive design provides a stable and smooth movement
5. KD back brackets allow easy back removal for handling and transportation
6. Available in standard and custom sizes

5368 / 5368D Low-leg (Manual / Power)

Wood-to-Floor



5368 Low-leg (Manual)

5368D Low-leg (Power)

1. Suitable for low-leg armchairs and sofas
2. Manual (5368) and Power (5368D) versions available
3. Spring loaded footrest enhances safety throughout the movement.
4. New linkage drive design provides a stable and smooth movement
5. KD back brackets allow easy back removal for handling and transportation
6. Available in standard and custom sizes

5792D True High-leg & Zero-wall (Power)

NEW



1. True high-leg with 140 mm ground clearance
2. Zero-wall design, meets wall-hugging placement needs
3. No center support leg, robot-vacuum can move through directly.
4. New linkage drive design provides a stable and smooth movement
5. KD back brackets allow easy back removal for handling and transportation
6. Available in standard and custom sizes

516DN High-leg (Power)
517D Low-leg (Power)

Wood-to-Floor



516DN High-leg (Power)



517D Low-leg (Power)

1. Available in High-leg (516DN) and Low-leg (517D) versions
2. Compressed design for lower seat height
3. New linkage drive design provides a stable and smooth movement
4. KD back brackets allow easy back removal for handling and transportation
5. Available in standard and custom sizes

7550 (Manual)



1. Push the armrest and lean back to open
2. Self-balancing design, the backrest can be stopped at any position
3. High-leg design
4. Extended split footrest for more comfortable leg support
5. KD back brackets allow easy back removal for handling and transportation

6111D (Single Motor)
6311D (Dual Motor)

Lift Chair



6111D (Single Motor)



6311D (Dual Motor)

6321D: with extended split footrest
 6511D: with casters

1. Smooth lifting process
2. Wood frame interchangeable with Rocker / Lift / Glider series
3. KD back brackets allow easy back removal for handling and transportation
4. Available in sizes 0/-1/-2/-3/-4

1. Independent backrest design, close to lay-flat when fully reclined
2. Wood frame interchangeable with Rocker / Lift / Glider series
3. KD back brackets allow easy back removal for handling and transportation
4. Available in sizes 0/-1/-2/-3/-4

3101 (Manual)
3021D / 3031D (Power)

Relax Chair



3101 (Manual)

360° swivel movement



3021D / 3031D (Power)

1. Pneumatic control, the backrest can be paused at any position
2. KD armrest brackets optional, to ease handling and transportation
3. Higher lumbar support thanks to a higher backrest connection to the seat cushion
4. Unique backrest design prevents clothes from pulling and better lumbar support

1. Dual-motor (3021D) and triple-motor (3031D) systems
2. Compatible with manual or power headrest
3. Extended footrest and elevated design
4. Back, arm and base options available

1101 (Headrest)

Headrest & Lumbar



1. Increased stability with center drive
2. Wide angle rotation for extra headrest tilt
3. Anti-pinch design
4. Allows very slim backrest design
5. Available in different width sizes

2313A (Headrest)



1. Economical design, one-side drive
2. Reinforced crossbar optional
3. Wide angle headrest
4. Anti-pinch design
5. Available in different width sizes

2321 (Headrest)



1. Rise-up design for a smoother experience
2. Synchronized linkage mechanism ensures seamless, stutter-free operation of the sliding rail system
3. Increased stability with center drive
4. Available in different width sizes

2316A (Headrest)

Headrest & Lumbar



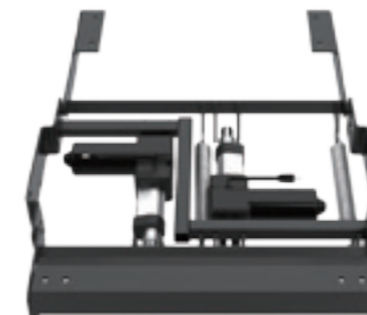
1. Increased stability with center drive
2. Anti-pinch design
3. All visible parts are chrome-plated
4. Headrest height raised
5. Available in different width sizes

2523B (Headrest & Lumbar)



1. Headrest (2314) & Lumbar (2812) split design
2. Increased stability with center drives
3. Allows very slim backrest design
4. Simple design, easy to install
5. Available in different width sizes

1401 / 1501 (Headrest & Lumbar)



1. Integrated dual-motor headrest and lumbar system
2. Increased stability with center drives
3. Wide angle rotation for extra headrest tilt
4. Anti-pinch design
5. Available in different width sizes
6. Headrest bracket regular (1501) and extended (1401) versions


POWERED BY OKIN




Noiseless



Powerful



Stable



JLDQ.18

JLDQ.27

Actuators



Input voltage	29V DC	29V DC
Max. load capacity	3000N (Push) / 1500N (Pull)	6000N (Push) / 3000N (Pull)
Stroke	25 - 500mm	20 - 400mm (Common) / 20 - 500mm (Side)
Min. install size	≥ Stroke + 123 (Common) / 100 (Side)	≥ Stroke + 133 (Common) / 100 (Side)
Duty cycle	2 min on / 18 min off	2 min on / 18 min off

JLDQ.19B

JLDQ.19

Actuators



Input voltage	29V DC	29V DC
Max. load capacity	4000N (Push) / 1000N (Pull)	6000N (Push) / 3000N (Pull)
Stroke	20 - 500mm	20 - 300mm
Min. install size	≥ Stroke + 150mm	≥ Stroke + 150mm
Duty cycle	2 min on / 18 min off	2 min on / 18 min off

JLDQ.14B



JLDQ.23



Input voltage	29V DC	29V DC
Max. load capacity	3000N (Push) / 1500N (Pull)	2500N (Push) / 1500N (Pull)
Stroke	20 - 300mm	20 - 150mm
Min. install size	≥ Stroke + 135mm	≥ Stroke + 110mm
Duty cycle	2 min on / 18 min off	2 min on / 18 min off

OKIN provides you with your own handset and switch

Our team can help you make your vision become reality – from design to production, we have everything you need to create your own personalized handset and switch.



Seal HS.36 / HS.40

NEW



Material	Plastic
Buttons	12 / 15 buttons
Functions	Up to 5 motors / USB-C / Air massage / Heating pad / Memory / Home / Indicator light / Backlight
Color	Black

Vecto HS.09

NEW



Material	Plastic
Buttons	9 buttons
Functions	Up to 4 motors / USB-C / Air massage / Heating pad / Home / Indicator light / Backlight
Color	Black

Handsets

Atlas-Air HS.10



Material	Plastic
Buttons	9 buttons
Functions	2 motors / USB-A / Heating pad / Air massage / Indicator light / Backlight / Home
Color	Black


Dinghy-Air HS.16






Material	Plastic
Buttons	9 buttons
Functions	2 motors / Heating pad / Air massage / Indicator light / Home
Color	Black

Atlas Family JLDK.38/HS.10

Handsets





Material	Plastic
Buttons	2 / 4 / 5 / 6 / 7 / 9 buttons
Functions	Up to 3 motors / USB-A / Indicator light / Backlight / Home
Color	Black  Silver  White 

SP-Line Family HS.14

Pebble Family HS.22

Handsets







Material	Plastic	Plastic
Buttons	2 / 3 / 4 / 5 / 6 / 7 buttons	2 / 4 / 6 / 8 buttons
Functions	Up to 3 motors / Indicator light / Backlight / Hook / Memory / Home	Up to 3 motors / USB-A / Backlight / Hook / Home
Color	Black 	Black 

Anton Family HS.12

Avatar Family HS.13





Material	Plastic	Plastic
Buttons	2 / 4 buttons	2 / 3 / 4 / 5 / 6 / 7 buttons
Functions	Up to 2 motors / Indicator light	Up to 3 motors / Indicator light / Hook / Home
Color	Black 	Black  Silver  White 

Baseline HS.08

Proline HS.02



Material	Plastic	Plastic
Buttons	2 / 4 buttons	2 / 4 / 6 buttons
Functions	Up to 2 motors / Hook	Up to 3 motors / Hook
Color	Black 	Black 

Watershed Family

Switches

NEW





FS.29.02



FS.29.05



FS.29.07

Material	Plastic
Buttons	2 / 5 / 7 buttons
Functions	Up to 3 motors / Home / USB-A+C 10W
Color	Champagne  Silver  

Slim Rocker Family


NEW



FS.34.05



FS.34.07

Material	Plastic
Buttons	5 / 7 buttons
Functions	2-3 motors / Home / Backlight / USB-A+C 10W
Color	Titanium Black 

Colo Family



NEW



FS.26



JLDK.43

Material	Plastic	Stainless Steel
Buttons	1 button	1 button
Functions	Backlight / Light control / One-touch Start/Stop	Light control
Color	Silver  Gunmetal 	

Ridge-C Family

Switches






FS.04.02



FS.04.05



FS.04.07

Material	Plastic
Buttons	2 / 5 / 7 buttons
Functions	Up to 3 motors / Home / USB-A+C 10W / 15W / 18W
Color	Champagne  Silver  Dark Grey 

Tyra-C Family





FS.03.02



FS.03.05



FS.03.07

Material	Plastic
Buttons	2 / 5 / 7 buttons
Functions	Up to 3 motors / Backlight / Home / USB-A+C 10W / 15W / 18W
Color	Champagne  Silver 

Infinite Family




JLDK.54.05



JLDK.54.07



FS.17.05

Material	Plastic
Buttons	5 / 7 buttons
Functions	2-3 motors / Backlight / Home / USB-A 10W / USB-A+C 10W
Color	Champagne 

Como Family

Switches






JLDK.15.08



JLDK.15.08



JLDK.15.08

Material	Plastic
Buttons	2 / 5 / 7 buttons
Functions	Up to 3 motors / Light / Home / USB-A 10W
Color	Gunmetal  Silver  Dark Grey 

Como-C Family



FS.16.02



FS.16.04



FS.12.06

Material	Plastic
Buttons	2 / 4 / 5 / 6 buttons
Functions	Up to 2 motors / Light / Home / USB-A+C 10W / 15W / 18W
Color	Gunmetal  Silver  Dark Grey 



Leon-C Family



FS.24.07



FS.24.09

Material	Plastic
Buttons	2 / 5 / 7 buttons
Functions	Up to 3 motors / Home / USB-A+C 10W / 15W / 18W
Color	Champagne  Gunmetal 

Additional Options

Switches



JLDK.17.03




JLDK.17.05



JLDK.17.05



JLDK.07.01



JLDK.07.02



JLDK.04.06



JLDK.15.02



JLDK.04.07



JLDK.24.01



JLDK.24.02



JLDK.17.04



JLDK.15.07

Wall Plug Power Adapter PW.10

Accessories



Input	100-240V AC 50Hz-60Hz 2.5A
Output	29V DC 1.5A/1.8A/2.0A
Plug	US / EU standards
Certificates	UL / FCC / IC / DOE / CEC / RoHS / CE / ERP / RoHS
Protection features	Overcurrent, overvoltage, overheating and short circuit protection

Desktop Power Adapter PW.20



Input	100-240V AC 50Hz-60Hz 2.5A
Output	29V DC 1.8A/2.0A/3.0A
Plug	CHN / US / JP / EU / KOR / UK / AUS standards
Certificates	CCC / UL / FCC / IC / DOE / CEC / CB / CE / UKCA / PSE / KC+KCC / SAA+RCM / ERP / MEPS / RoHS
Protection features	Overcurrent, overvoltage, overheating and short circuit protection

Desktop Power Adapter PW.30



Backup battery compartment
(2*9V batteries)

Input	100-240V AC 50Hz-60Hz 2.5A
Output	29V DC 1.8A/2.0A
Plug	CHN / US / JP / EU / KOR / UK / AUS standards
Certificates	CCC / UL / FCC / IC / DOE / CEC / CB / CE / UKCA / PSE / KC+KCC / SAA+RCM / ERP / MEPS / RoHS
Protection features	Overcurrent, overvoltage, overheating and short circuit protection

Power Pack JLDP.11.011.000

Accessories

Lithium Battery



Technical parameters	Environment	Charging parameters
Nominal voltage: DC 25.9V	Work temp: 0~30°C	Input voltage: 0V Max
Nominal capacity: 1800mAh	Storage temp: 0~45°C	Input current: 3A Max
Nominal output: 20-29.4V 5A Max	Humidity: 20%~85%	
Overload current: 6.0A Max		

Power Pack JLDP.11.012.000



Technical parameters	Environment	Charging parameters
Nominal voltage: DC 25.2V	Work temp: 0~40°C	Input voltage: 30V Max
Nominal capacity: 2550mAh	Storage temp: 0~55°C	Input current: 3A Max
Nominal output: 16.8-29V 5A Max	Humidity: 20%~85%	
Overload current: 14A Max		

Light Strip & Cupholder

Accessories



R5.113.XX



R5.113.XX



JLDP.14.028

Input	29V	29V	29V
Color	Blue / Warm White Light	Blue / Warm White Light	Blue Light
Function	LED Monochrome / RGB	COB Monochrome / RGB	LED Monochrome / RGB

AC/DC Socket



JLDP.14



JLDP.14



JLDP.14



JLDP.14

Input	AC 100~240V	AC 100~240V	DC 29V	DC 29V
Color	Black	Black	Black	Black
Function	On / Off Button	On / Off Button	Indicator Light	On / Off Button

Multi-Functional Accessory



JLDP.05.064 / 065



FR.06.01.01



R5.229.XX

Input	DC 29V	12V	29V
Color	Black	Silver / Dark Grey	White
Function	One-Touch Start/Stop / Child Lock	Bluetooth Speaker	Vibrating Massage

Wireless Charging

Accessories



JLDP.22



FP.09



JLDK.56

Input	5V	29V	29V
Color	Black	Black	Black / Silver / Wood Grain
Function	5W / 10W	10W / 15W	10W / 15W

USB A+C Port



PO.03.04



PO.11.01



PO.13.01

Input	5V	29V	29V
Color	Black	Black / Silver	Silver
Function	10W / Backlight	10W / 18W	10W / 18W

Multi-Functional Socket



FR.04



FR.04



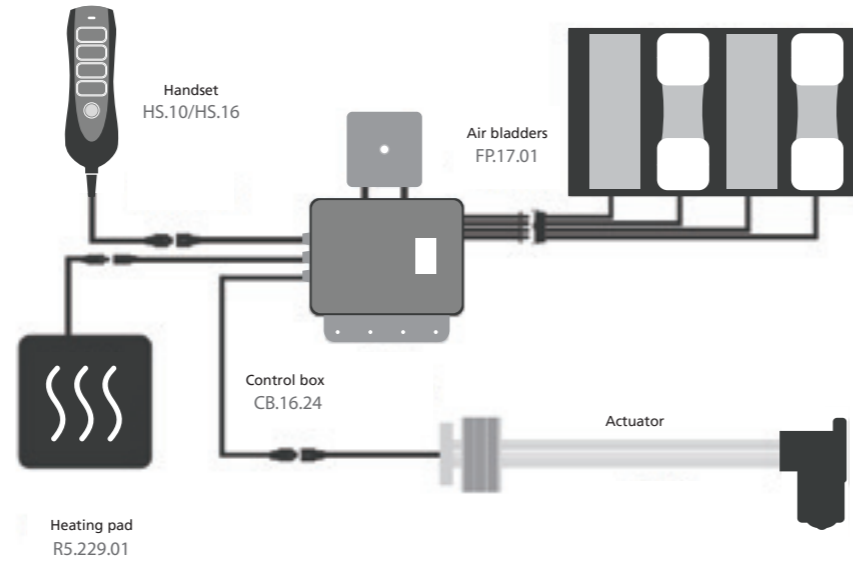
FP.04

Input	15A 125V	15A 125V	10A 125V
Color	Black	Black	Champagne
Function	/	USB-A 10W	USB-A 10W

Air Massage System

System Solutions

1. Manual / Automatic mode
2. Timed automatic shutdown
3. Silent inflation & deflation
4. Simulates the feeling of a real hand massage
5. Multiple compatible controllers available
6. Customizable



3 Massage Modes




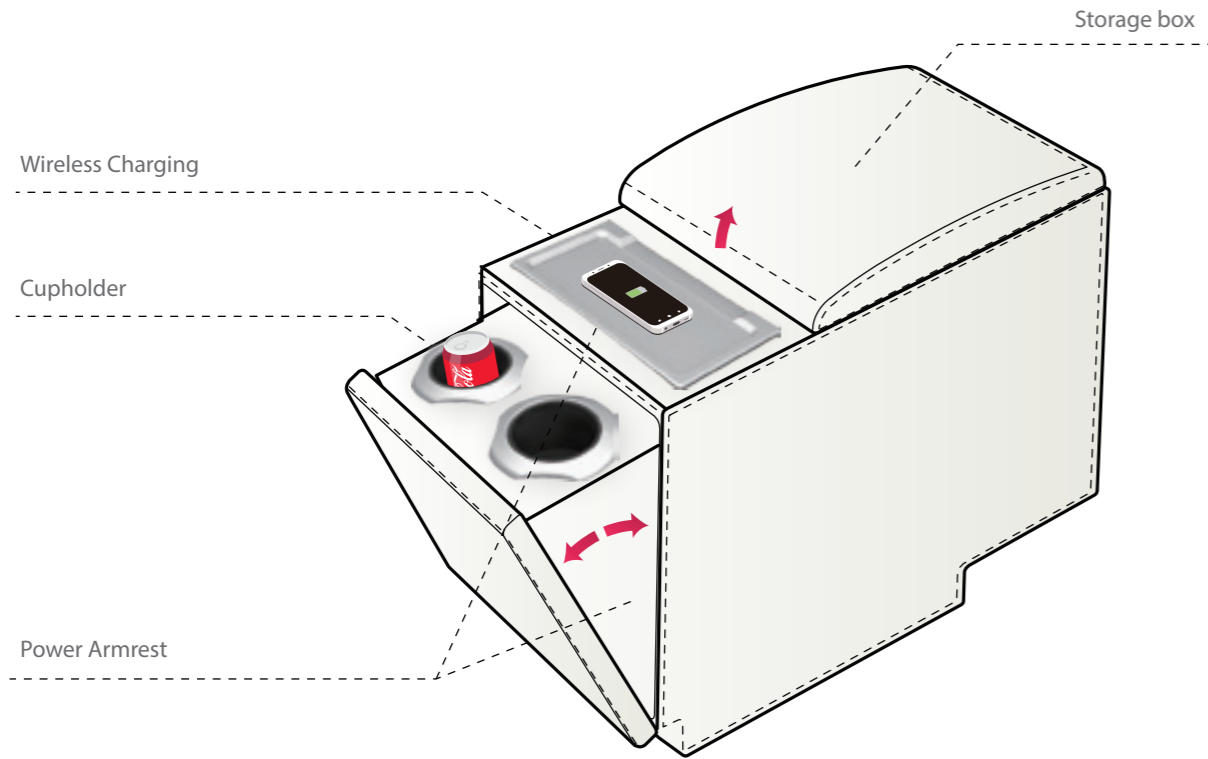
- The air massage will automatically turn off after 45 minutes.
- The heating pad will automatically turn off after 30 minutes.

Immersive Audio System

System Solutions


1. Integrated control system for full smart sofa functionality
2. Supports Bluetooth control
3. Sync mode for cascading multiple sofas with synchronized audio playback
4. Optional sonic vibration version with vibration modules synchronized to low-frequency audio for a cinematic immersive experience
5. Multiple panel options available, compatible with more sofa types
6. Multiple charging options: wireless and USB-A+C
7. Color-adjustable backlight





JLDK.56

1. Power: 10W / 15W
2. Panel color: Black / Silver / Wood Grain
3. The regular console can be upgraded to a power console, and use a hidden cupholder for a tidier and cleaner look



JLDP.14.028

1. Double-sided design, compatible with different types of containers
2. Cupholder ambient light
3. Customizable exterior color options



Bluetooth® Box

JLDP.05.065

1. Bluetooth® 4.2 technology: lower power consumption, less radiation and faster response time
2. Multiple memory positions
3. Smartphones and tablets compatible, user-friendly and intuitive app, customizable interface



Scan to download




Scan to download

LCD Touch Control System



LCD Touch

JLDK.39



1. Individual control of the left and right seat
2. Multi-functional touch button for motor control, light control, memory positions and more
3. High-quality glass surface, resistant to wear